








Consoles CPA 100/150/200/300/400

SUPPORTAGES		
RÉF.	DIMENSIONS (HxIxL)	CHARGES
OBP151715	130x70x150 mm	108 da/N
OBP151720	130x70x200 mm	91 da/N
OBP151725	130x70x250 mm	87 da/N
OBP151735	130x70x350 mm	75 da/N


Consoles CCA 100/150/200/300/400

SUPPORTAGES		
RÉF.	DIMENSIONS (HxIxL)	CHARGES
OBP152715	180x66x135 mm	93 da/N
OBP152720	180x66x185 mm	78 da/N
OBP152725	180x66x235 mm	72 da/N
OBP152735	180x66x335 mm	57 da/N




Accessoires de Fixation

SUPPORTAGES		
RÉF.	DÉSIGNATION	
OBP150008 1	Agrafe de suspension OB60	
OBP150011 2	Fixation OB50L	
OBP150012 3	Fixation OB50XL	
OBP150022 4	ZED 200 L.280-SZ	
OBP150050 5	Suspente SF L.50	
OBP150051	Berceau L50	
OBP150052	Berceau L100	

Clames

SUPPORTAGES		
RÉF.	DÉSIGNATION	
OBP850002	Clame OB20	
OBP850003	Clame OB30	

Vissérie

VISSERIES		
RÉF.	DÉSIGNATION	
OBP701625	Kit fil borne laiton 25mm ²	
OBP960620	Boulon TRCC 6X20	
OBP960630	Boulon TRCC 6X30	

Rail 21x41

SUPPORTAGES LOURD		
RÉF.	PERFORATION	CHARGES
OBP112173	Oblongs	1,20 kg/ml

Rail 41x41

SUPPORTAGES LOURD		
RÉF.	PERFORATION	CHARGES
OBP114113	Trous de serrure	2,40 kg/ml
OBP114173	Oblongs	1,75 kg/ml

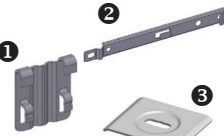




Systèmes de cheminement OB2 / OBR2*

CHEMINS DE CÂBLES		
RÉF.	DIMENSIONS (IxL)	CHARGES
OBP805005	50mm x 3m	7 kg / ml
OBP805010	100mm x 3m	14 kg / ml
OBP805015	150mm x 3m	21 kg / ml
OBP805020	200mm x 3m	28 kg / ml
OBP805030	300mm x 3m	42 kg / ml

Chemin de câbles tôle

SUPPORTAGES		
RÉF.	DÉSIGNATION	HxIxL (mm)
OBP160100	OBR2-99	48x99x3000

Accessoires de raccordement

CHEMINS DE CÂBLES		
RÉF.	DÉSIGNATION	
OBP850000 1	Eclisse rapide petit modèle ERP	
OBP850001 2	Eclisse rapide fil ECR	
OBP850004 3	Contre-éclisse OB40	
OBP850005 4	Eclisse OB275	
OBP160000 5	EP2 éclisse plate	
OBP160001	EP2 éclisse rapide	